



# FIBOX

## ENCLOSURES


























[www.fibox.com](http://www.fibox.com)

# FIBOX The IP and IK Classifications

Ingress protection class of enclosures is given in the form of IP classification, a two digit coding which is shown below. Fibox has tested the enclosures according to EN 60529. The standard requires the second digit to be tested from class 6 upwards separately to each level of class, thus the double marking IP 66 / IP 67 indicates that the actual tests have been made for both levels.


The new European standard for empty enclosures, EN 62208 includes the IK impact test too. This test is described in EN 50102, and as Fibox enclosures are tested to EN 62208, the data for impact resistance will be available as well.

FIRST DIGIT Protection against solid objects		SECOND DIGIT Protection against liquids		IK CODE Protection against mechanical impacts	
IP	TEST	IP	TEST	IK	TEST
0	 no protection	0	 no protection	00	 no protection
1	 protected against solid objects up to 50 mm e.g. to 50 mm e.g. hands	1	 protected against vertically falling drops of water	01-05	 impact < 1 joule
2	 protected against solid objects up to 12 mm e.g. fingers	2	 protected against direct sprays of water up to 15° from the vertical	06	 500 g 20 cm impact 1 joule
3	 protected against solid objects over 2.5 mm (tools+ small wires)	3	 protected against water sprayed from all directions - limited ingress permitted	07	 500 g 40 cm impact 2 joule
4	 protected against solid objects over 1 mm (tools+ small wires)	4	 protected against water sprayed from all directions - limited ingress permitted	08	 1.7 kg 29.5 cm impact 5 joule
5	 protected against dust - limited ingress permitted (no harmful deposit)	5	 protected against low pressure jets of water from all directions - limited ingress permitted	09	 5 kg 20 cm impact 10 joule
6	 totally protected against dust	6	 protected against strong jets of water e.g. for use on shipdecks - limited ingress permitted	10	 5 kg 40 cm impact 20 joule
		7	 15 cm protected against the effects of immersion between 15 cm and 1 m		
		8	 protected against long periods of immersion under pressure		

# FIBOX Small to Medium ABS Enclosure

## PICCOLO Enclosure

- ABS thermoplastic
- IP67 Dust/Damp proof
- High impact strength
- Temperature range from - 20 to + 70 deg. C
- Chemical resistance to aqueous acids, alkalis, seawater, concentrated phosphoric & hydrochloric acid
- Polycarbonate version available on request
- Degree of protection against mechanical impact
  - IK08 for cover
  - IK07 for sides



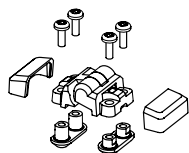
Enclosure Dim.			Grey Cover		Clear Cover		Mounting Plate		Essential Dimensions			
W	L	H	cc	Reference	cc	Reference	cc	Reference	x	y	z	Dø
80	110	65	9F	ABSB65G	9F	ABSB65T	9F	B-MP	60	90	45	4ø
80	110	85	9F	ABSB85G	9F	ABSB85T	9F	B-MP	60	90	45	4ø
80	140	65	9F	ABSC65G	9F	ABSC65T	9F	C-MP	60	120	45	4ø
80	140	85	9F	ABSC85G	9F	ABSC85T	9F	C-MP	60	120	45	4ø
80	170	65	9F	ABSD65G	9F	ABSD65T	9F	D-MP	60	150	45	4ø
80	170	85	9F	ABSD85G	9F	ABSD85T	9F	D-MP	60	150	45	4ø
80	230	65	9F	ABSF65G	9F	ABSF65T	9F	F-MP	60	210	45	4ø
80	230	85	9F	ABSF85G	9F	ABSF85T	9F	F-MP	60	210	45	4ø
140	170	95	9F	ABSH95G	9F	ABSH95T	9F	H-MP	122	152	75	4ø
140	230	95	9F	ABSM95G	9F	ABSM95T	9F	M-MP	122	212	75	4ø
140	230	125	9F	ABSMH125G	9F	ABSMH125T	9F	M-MP	122	212	105	4ø
160	250	125	9F	AB162513	-	-	9F	TM1625	130	238	75	4ø
160	250	150	9F	AB162515	-	-	9F	TM1625	130	238	75	4ø
150	340	121	9F	AB153412	-	-	9F	TM1534	113	323	80	4ø
200	360	151	9F	AB203615	-	-	9F	TM1534	158.5	340	100	4ø
255	360	152	9F	ABS300/150ZG	9F	ABS300/150ZT	9F	MIV300	200	305	120.3	4ø
360	400	151	9F	AB364015	-	-	9F	TM3640	340	358.5	100	4ø

## Control Station Enclosures - with predrilled holes of 22.5mm diameter

Enclosure Dim.			Number of holes	Grey Cover		Essential Dimensions			
W	L	H		cc	Reference	x	y	z	Dø
80	110	65	1	9F	ABSB65G/SGX150	60	90	45	4ø
80	110	65	2	9F	ABSB65G/SGX151	60	90	45	4ø
80	140	65	2	9F	ABSC65G/SGX421	60	120	45	4ø
80	140	65	3	9F	ABSC65G/SGX152	60	120	45	4ø
80	230	65	5	9F	ABSF65G/SGX153	60	210	45	4ø

## Accessories

### • Hinges IP66



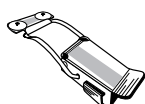
Reference	Material
9F THA	Polyamide

### • Fastening Lugs



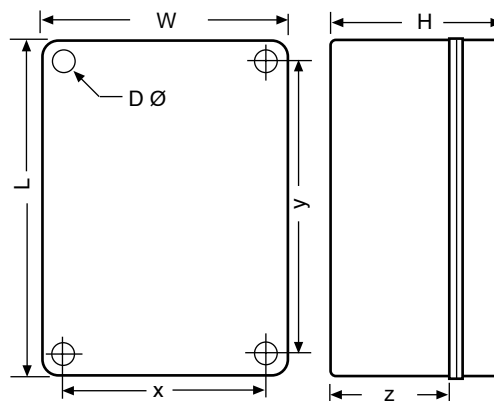
Reference	Material
9F FP22046	Polycarbonate

### • Latch

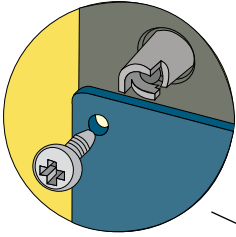


Reference	Material
9F L15 SIS0001	Stainless steel

## Dimensions in mm



# FIBOX Features of MNX Enclosure



## MULTI PURPOSE MOUNTING PODS

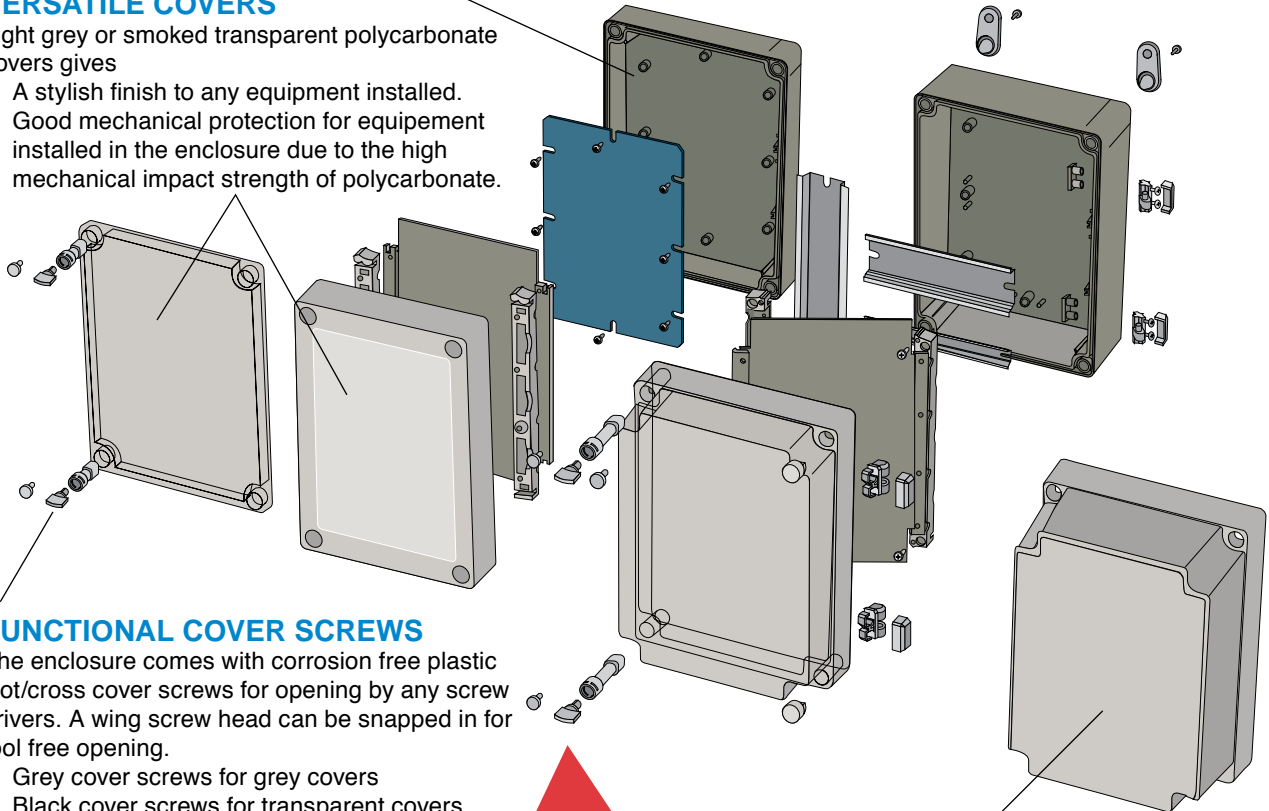
The 50mm base has 3 levels of standard mounting pods:

- The highest level raise the printed circuit boards (pcb's) above all the remaining pods.
- The middle level with support pins is for DIN rail (25mm or 15mm) for both vertical and horizontal directions.
- The lowest level enables snap-in of pcb in the ready-made guides of the pods.

## VERSATILE COVERS

Light grey or smoked transparent polycarbonate covers gives

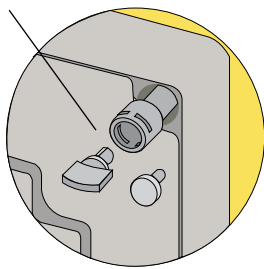
- A stylish finish to any equipment installed.
- Good mechanical protection for equipment installed in the enclosure due to the high mechanical impact strength of polycarbonate.



## FUNCTIONAL COVER SCREWS

The enclosure comes with corrosion free plastic slot/cross cover screws for opening by any screw drivers. A wing screw head can be snapped in for tool free opening.

- Grey cover screws for grey covers
- Black cover screws for transparent covers.

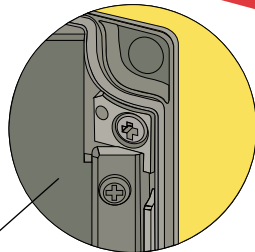


**SWING  
PANEL**

## MEMBRANE KEY BOARD RECESS

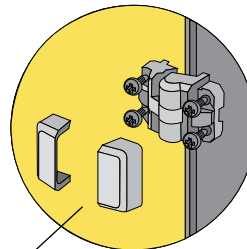
The middle part of the cover is slightly recessed:

- For clean membrane keyboard attachment.
- To prevent cover surface from being easily scratched.



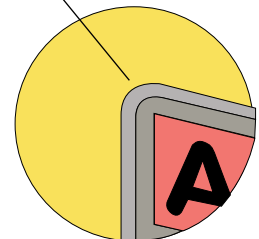
## ADJUSTABLE DEPTH OF SWING OUT PANEL - FOR INSTRUMENTATION.

Sturdy aluminium front plates can be hinged with a practical swing bracket and adjusted to different depths on both the base and the cover side.



## RUGGED HINGE

An optional corrosion-free thermoplastic hinge can be mounted from the outside of the enclosure. Thermoplastic cover plugs for both the hinge and metal cover screws prevent corrosion to the metal parts.



# FIBOX Small to Medium POLYCARBONATE Enclosure

## MNX Enclosure

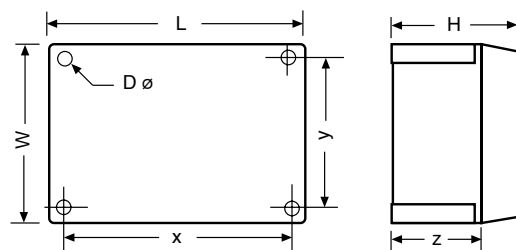
- POLYCARBONATE thermoplastic. ABS versions available on request.
- Choice of three base depths of 25/50/70mm and two to four different cover depths. High base with knockout holes available on request.
- Many internal mounting pods. The 50mm base has three levels of mounting pods.
- IP67NEMA 4X Dust/Damp proof.
- Temperature range from - 40 to + 120 deg. C.
- Chemical resistance to concentrated mineral acids, organic acid, oxidants, reducing agents, neutral / acid salt solutions, grease and oil.
- Resistance to U.V. radiation.
- Self-extinguishing to UL94.
- Non-hygroscopic.
- No toxic products - halogen free.
- Degree of protection against mechanical impact
  - IK08 for cover
  - IK07 for sides



Enclosure Dimension (L x W x H) in mm	Grey Cover		Transparent Cover		Mounting Plate		Essential Dimensions					
	cc	Reference	cc	Reference	cc	Reference	x	y	z	Dø		
100 x 100 x 35	9F	PC95/35LG	9F	PC95/35LT	9F	MIV95	83.5	83.5	25	4ø		
100 x 100 x 50	9F	PC95/50LG	9F	PC95/50LT	9F	MIV95	83.5	83.5	25	4ø		
100 x 100 x 60	9F	PC95/60HG	9F	PC95/60HT	9F	MIV95	83.5	83.5	50	4ø		
100 x 100 x 75	9F	PC95/75HG	9F	PC95/75HT	9F	MIV95	83.5	83.5	50	4ø		
130 x 80 x 35	9F	PC100/35LG	9F	PC100/35LT	9F	MIV100	113.5	63.5	25	4ø		
130 x 80 x 60	9F	PC100/60HG	9F	PC100/60HT	9F	MIV100	113.5	63.5	50	4ø		
130 x 80 x 100	9F	PC100/100HG	9F	PC100/100HT	9F	MIV100	113.5	63.5	50	4ø		
130 x 80 x 125	9F	PC100/125HG	9F	PC100/125HT	9F	MIV100	113.5	63.5	50	4ø		
130 x 80 x 75 <sup>1)</sup>	9F	PC100/75LG	<sup>1)</sup>	9F	PC100/75LT	<sup>1)</sup>	9F	MIV100	113.5	63.5	25	4ø
130 x 80 x 100 <sup>2)</sup>	9F	PC100/100LG	<sup>2)</sup>	9F	PC100/100LT	<sup>2)</sup>	9F	MIV100	113.5	63.5	25	4ø
130 x 130 x 35	9F	PC125/35LG	9F	PC125/35LT	9F	MIV125	113.5	113.5	25	4ø		
130 x 130 x 50 <sup>3)</sup>	9F	PC125/50LG	<sup>3)</sup>	9F	PC125/50LT	<sup>3)</sup>	9F	MIV125	113.5	113.5	25	4ø
130 x 130 x 60	9F	PC125/60HG	9F	PC125/60HT	9F	MIV125	113.5	113.5	50	4ø		
130 x 130 x 75 <sup>4)</sup>	9F	PC125/75HG	<sup>4)</sup>	9F	PC125/75HT	<sup>4)</sup>	9F	MIV125	113.5	113.5	50	4ø
130 x 130 x 100	9F	PC125/100HG	9F	PC125/100HT	9F	MIV125	113.5	113.5	50	4ø		
130 x 130 x 125	9F	PC125/125HG	9F	PC125/125HT	9F	MIV125	113.5	113.5	50	4ø		
130 x 130 x 75 <sup>1)</sup>	9F	PC125/75LG	<sup>1)</sup>	9F	PC125/75LT	<sup>1)</sup>	9F	MIV125	113.5	113.5	25	4ø
130 x 130 x 100 <sup>2)</sup>	9F	PC125/100LG	<sup>2)</sup>	9F	PC125/100LT	<sup>2)</sup>	9F	MIV125	113.5	113.5	25	4ø
180 x 130 x 35	9F	PC150/35LG	9F	PC150/35LT	9F	MIV150	163.5	113.5	25	4ø		
180 x 130 x 60 <sup>4)</sup>	9F	PC150/60HG	<sup>4)</sup>	9F	PC150/60HT	<sup>4)</sup>	9F	MIV150	163.5	113.5	50	4ø
180 x 130 x 100	9F	PC150/100HG	9F	PC150/100HT	9F	MIV150	163.5	113.5	50	4ø		
180 x 130 x 125	9F	PC150/125HG	9F	PC150/125HT	9F	MIV150	163.5	113.5	50	4ø		
180 x 130 x 50 <sup>3)</sup>	9F	PC150/50LG	<sup>3)</sup>	9F	PC150/50LT	<sup>3)</sup>	9F	MIV150	163.5	113.5	25	4ø
180 x 130 x 75 <sup>1)</sup>	9F	PC150/75LG	<sup>1)</sup>	9F	PC150/75LT	<sup>1)</sup>	9F	MIV150	163.5	113.5	25	4ø
180 x 130 x 75	9F	PC150/75HG	9F	PC150/75HT	9F	MIV150	163.5	113.5	50	4ø		
180 x 130 x 100 <sup>2)</sup>	9F	PC150/100LG	<sup>2)</sup>	9F	PC150/100LT	<sup>2)</sup>	9F	MIV150	163.5	113.5	25	4ø
180 x 180 x 60	9F	PC175/60HG	9F	PC175/60HT	9F	MIV175	163.5	163.5	50	4ø		
180 x 180 x 100	9F	PC175/100HG	9F	PC175/100HT	9F	MIV175	163.5	113.5	50	4ø		
255 x 180 x 60 <sup>4)</sup>	9F	PC200/60HG	<sup>4)</sup>	9F	PC200/60HT	<sup>4)</sup>	9F	MIV200	238.5	163.5	50	4ø
255 x 180 x 85 <sup>5)</sup>	9F	PC200/85XHG	<sup>5)</sup>	9F	PC200/85XHT	<sup>5)</sup>	9F	MIV200	238.5	163.5	75	4ø
255 x 180 x 75	9F	PC200/75HG	9F	PC200/75HT	9F	MIV200	238.5	163.5	50	4ø		
255 x 180 x 100	9F	PC200/100HG	9F	PC200/100HT	9F	MIV200	238.5	163.5	50	4ø		
255 x 180 x 100 <sup>6)</sup>	9F	PC200/100XHG	<sup>6)</sup>	9F	PC200/100XHT	<sup>6)</sup>	9F	MIV200	238.5	163.5	75	4ø
255 x 180 x 125	9F	PC200/125XHG	9F	PC200/125XHT	9F	MIV200	238.5	163.5	75	4ø		
255 x 180 x 150	9F	PC200/150HG	9F	PC200/150HT	9F	MIV200	238.5	163.5	50	4ø		
255 x 180 x 175	9F	PC200/175XHG	9F	PC200/175XHT	9F	MIV200	238.5	163.5	75	4ø		

### Dimensions in mm

- 1) Available on request - Low base 25mm + cover 50mm
- 2) Available on request - Low base 25mm + cover 75mm
- 3) Available on request - Low base 25mm + cover 25mm
- 4) Available on request - High base 50mm + cover 10mm
- 5) Available on request - Extra high base 75mm + cover 10mm
- 6) Available on request - Extra high base 75mm + cover 25mm



# FIBOX Small to Medium ABS Enclosure

## MNX Enclosure

- ABS thermoplastic.
- Choice of three base depths of 25/50/75mm and two to four different cover depths. High base with knockout holes available on request.
- Many internal mounting pods. The 50mm base has three levels of mounting pods.
- IP67NEMA 4X Dust/Damp proof.
- High impact strength.
- Temperature range from -20 to +70 deg. C.
- Chemical resistance to aqueous acids, alkalis, seawater, concentrated phosphoric and hydrochloric acid.



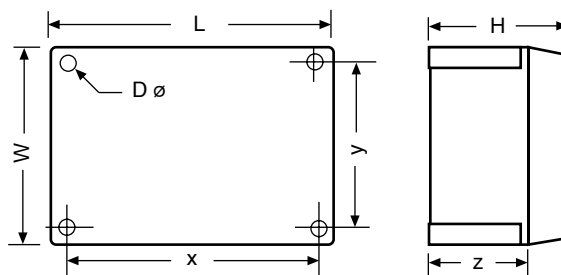
High Base

Low Base

Enclosure Dimension (L x W x H) in mm	Grey Cover		Transparent Cover		Mounting Plate		Essential Dimensions			
	cc	Reference	cc	Reference	cc	Reference	x	y	z	Dø
100 x 100 x 35	9F	ABS95/35LG	9F	ABS95/35LT	9F	MIV95	83.5	83.5	25	4ø
100 x 100 x 50	9F	ABS95/50LG	9F	ABS95/50LT	9F	MIV95	83.5	83.5	25	4ø
100 x 100 x 60	9F	ABS95/60HG	9F	ABS95/60HT	9F	MIV95	83.5	83.5	50	4ø
100 x 100 x 75	9F	ABS95/75HG	9F	ABS95/75HT	9F	MIV95	83.5	83.5	50	4ø
130 x 80 x 35	9F	ABS100/35LG	9F	ABS100/35LT	9F	MIV100	113.5	63.5	25	4ø
130 x 80 x 60	9F	ABS100/60HG	9F	ABS100/60HT	9F	MIV100	113.5	63.5	50	4ø
130 x 80 x 100	9F	ABS100/100HG	9F	ABS100/100HT	9F	MIV100	113.5	63.5	50	4ø
130 x 80 x 125	9F	ABS100/125HG	9F	ABS100/125HT	9F	MIV100	113.5	63.5	50	4ø
130 x 80 x 75 <sup>1)</sup>	9F	ABS100/75LG	9F	ABS100/75LT	9F	MIV100	113.5	63.5	25	4ø
130 x 80 x 100 <sup>2)</sup>	9F	ABS100/100LG	9F	ABS100/100LT	9F	MIV100	113.5	63.5	25	4ø
130 x 130 x 35 <sup>4)</sup>	9F	ABS125/35LG	9F	ABS125/35LT	9F	MIV125	113.5	113.5	25	4ø
130 x 130 x 50 <sup>3)</sup>	9F	ABS125/50LG	9F	ABS125/50LT	9F	MIV125	113.5	113.5	25	4ø
130 x 130 x 60	9F	ABS125/60HG	9F	ABS125/60HT	9F	MIV125	113.5	113.5	50	4ø
130 x 130 x 75	9F	ABS125/75HG	9F	ABS125/75HT	9F	MIV125	113.5	113.5	50	4ø
130 x 130 x 100	9F	ABS125/100HG	9F	ABS125/100HT	9F	MIV125	113.5	113.5	50	4ø
130 x 130 x 125	9F	ABS125/125HG	9F	ABS125/125HT	9F	MIV125	113.5	113.5	50	4ø
130 x 130 x 75 <sup>1)</sup>	9F	ABS125/75LG	9F	ABS125/75LT	9F	MIV125	113.5	113.5	25	4ø
130 x 130 x 100 <sup>2)</sup>	9F	ABS125/100LG	9F	ABS125/100LT	9F	MIV125	113.5	113.5	25	4ø
180 x 130 x 35	9F	ABS150/35LG	9F	ABS150/35LT	9F	MIV150	163.5	113.5	25	4ø
180 x 130 x 60 <sup>4)</sup>	9F	ABS150/60HG	9F	ABS150/60HT	9F	MIV150	163.5	113.5	50	4ø
180 x 130 x 100	9F	ABS150/100HG	9F	ABS150/100HT	9F	MIV150	163.5	113.5	50	4ø
180 x 130 x 125	9F	ABS150/125HG	9F	ABS150/125HT	9F	MIV150	163.5	113.5	50	4ø
180 x 130 x 50 <sup>3)</sup>	9F	ABS150/50LG	9F	ABS150/50LT	9F	MIV150	163.5	113.5	25	4ø
180 x 130 x 75 <sup>1)</sup>	9F	ABS150/75LG	9F	ABS150/75LT	9F	MIV150	163.5	113.5	25	4ø
180 x 130 x 75	9F	ABS150/75HG	9F	ABS150/75HT	9F	MIV150	163.5	113.5	50	4ø
180 x 130 x 100 <sup>2)</sup>	9F	ABS150/100LG	9F	ABS150/100LT	9F	MIV150	163.5	113.5	25	4ø
180 x 180 x 60	9F	ABS175/60HG	9F	ABS175/60HT	9F	MIV175	163.5	163.5	50	4ø
180 x 180 x 100	9F	ABS175/100HG	9F	ABS175/100HT	9F	MIV175	163.5	113.5	50	4ø
255 x 180 x 60 <sup>4)</sup>	9F	ABS200/60HG	9F	ABS200/60HT	9F	MIV200	238.5	163.5	50	4ø
255 x 180 x 100 <sup>5)</sup>	9F	ABS200/100HG	9F	ABS200/100HT	9F	MIV200	238.5	163.5	50	4ø
255 x 180 x 150	9F	ABS200/150HG	9F	ABS200/150HT	9F	MIV200	238.5	163.5	50	4ø
255 x 180 x 100	9F	ABS200/100HG	9F	ABS200/100HT	9F	MIV200	238.5	163.5	50	4ø
255 x 180 x 100 <sup>6)</sup>	9F	ABS200/100XHG	9F	ABS200/100XHT	9F	MIV200	238.5	163.5	75	4ø
255 x 180 x 125	9F	ABS200/125XHG	9F	ABS200/125XHT	9F	MIV200	238.5	163.5	75	4ø
255 x 180 x 150	9F	ABS200/150HG	9F	ABS200/150HT	9F	MIV200	238.5	163.5	50	4ø
255 x 180 x 175	9F	ABS200/175XHG	9F	ABS200/175XHT	9F	MIV200	238.5	163.5	75	4ø

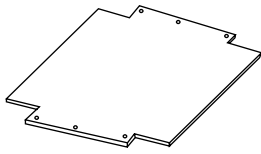
### Dimensions in mm

- 1) Available on request - Low base 25mm + cover 50mm
- 2) Available on request - Low base 25mm + cover 75mm
- 3) Available on request - Low base 25mm + cover 25mm
- 4) Available on request - High base 50mm + cover 10mm
- 5) Available on request - Extra high base 75mm + cover 10mm
- 6) Available on request - Extra high base 75mm + cover 25mm



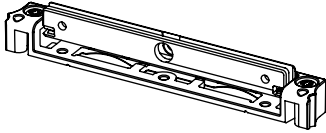
# FIBOX MNX Accessories

## • Swing Panel /Front Plate



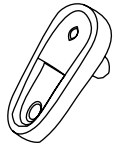
Reference	Size in mm	Material
9F FPA100/130	120 x 62	Aluminium
9F FPA125/130	120 x 112	Aluminium
9F FPA150/180	170 x 112	Aluminium
9F FPA175/180	170 x 162	Aluminium
9F FPA200/180	237 x 170	Aluminium

## • Swing Out Panel Kit



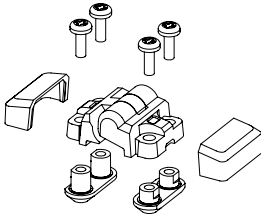
Reference	Size in mm	For swing panel/front plate
9F HFP130	120 x 62	FPA100/FPA125
9F HFP180	120 x 112	FPA150/FPA175/FPA200

## • Wall Fastening Lug Set



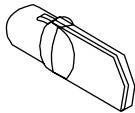
Reference	Description	Material
9F FP22046	1 set = 4 lugs	Polycarbonate

## • Hinges IP66



Reference	Description	Material
9F THA	1 set = 2 hinges	Polyamide

## • Wing Heads for Cover Screws



Reference	Color	Material
9F MB14552	Grey	Polyamide
9F MB14522B	Black	Polyamide

## • Sealing Plugs for Cover Screws



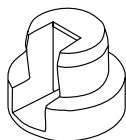
Reference	Color	Material
9F DP14553	Grey	Polyamide
9F DP14553B	Black	Polyamide

## • Cover Plug ( for use with THA hinges )



Reference	Color	Material
9F MB14560	Grey	Polyamide

## • Water Plug IP34



Reference	Size in mm	Diameter
9F MB12189	6 x 4	10 Ø

# FIBOX Medium to Large ABS Enclosure

## SOLID Enclosure

- ABS thermoplastic
- IP67 Dust/Damp proof
- High impact strength
- Temperature range from - 20 to + 70 deg.
- Chemical resistance to aqueous acids, alkalis, seawater, concentrated phosphoric & hydrochloric acid
- Degree of Protection against Mechanical Impact
  - IK08 for cover
  - IK08 for sides
- Polycarbonate version available on request



Transparent Cover



Grey Cover



50mm Extension

Enclosure Dimension (L x W x H) in mm	Grey Cover		Transparent Cover		Mounting Plate		Essential Dimensions			
	cc	Reference	cc	Reference	cc	Reference	x	y	z	Dø
190 x 190 x 130	9F	ABS191913G SIS0001	9F	ABS191913T SIS0001	9F	EKHVT	164	164	100	4ø
190 x 190 x 180	9F	ABS191918G SIS0001	9F	ABS191918T SIS0001	9F	EKHVT	164	164	100	4ø
280 x 190 x 130	9F	ABS281913G SIS0001	9F	ABS281913T SIS0001	9F	EKJVT	164	254	100	4ø
280 x 190 x 180	9F	ABS281918G SIS0001	9F	ABS281918T SIS0001	9F	EKJVT	164	254	100	4ø
280 x 280 x 130	9F	ABS282813G SIS0001	9F	ABS282813T SIS0001	9F	EKOVT	254	254	100	4ø
280 x 280 x 180	9F	ABS282818G SIS0001	9F	ABS282818T SIS0001	9F	EKOVT	254	254	100	4ø
380 x 190 x 130	9F	ABS381913G SIS0001	9F	ABS381913T SIS0001	9F	EKMVT	164	354	100	4ø
380 x 190 x 180	9F	ABS381918G SIS0001	9F	ABS381918T SIS0001	9F	EKMVT	164	354	100	4ø
380 x 280 x 130	9F	ABS382813G SIS0001	9F	ABS382813T SIS0001	9F	EKPVT	254	354	100	4ø
380 x 280 x 180	9F	ABS382818/150G SIS1	9F	ABS382818/150T SIS1	9F	EKPVT	254	354	150	4ø
380 x 280 x 230	9F	ABS382823/150G SIS1	9F	ABS382823/150T SIS1	9F	EKPVT	254	354	150	4ø
560 x 280 x 130	9F	ABS562813G SIS0001	9F	ABS562813T SIS0001	9F	EKTVT	254	534	100	4ø
560 x 380 x 180	9F	ABS563818G SIS0001	9F	ABS563818T SIS0001	9F	EKTVT	354	534	150	4ø


## Accessories

- *Extension - to increase enclosure depth in multiples of 50mm*



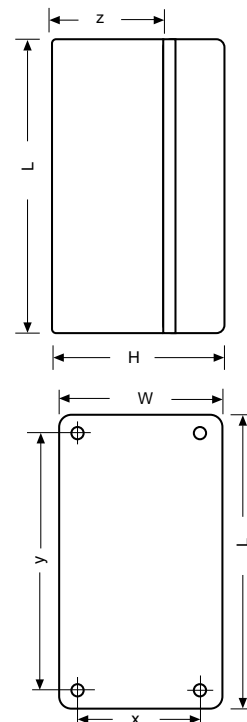
2 x 50 mm extensions

- *Thermoplastic hinges*



Reference	For Enclosure Type
9F EKJZR	9F ABS2819
9F EKOZR	9F ABS2828
9F EKMZR	9F ABS3819
9F EKPZR	9F ABS3828
9F EKTZR	9F ABS5628
9F EKUZR	9F ABS5638
900S SGX583 (1 set)	9F ABS1919 to 9F ABS3828
900S SGX583 (2 sets)	9F ABS5628 & 9F ABS5638

## Dimensions in mm






# FIBOX Medium to Large Polycarbonate Enclosure

## SOLID PC Enclosure

- POLYCARBONATE thermoplastic
- IP67 Dust/Damp proof
- High impact strength
- Temperature range from - 50 to + 120°C
- Chemical resistance to concentrated mineral acids, organic acid, oxidants, reducing agents, neutral /acid salt solutions, grease & oil
- Resistance to U.V. radiation
- Self-extinguishing to UL94
- Non-hygroscopic



Transparent Cover



Grey Cover



50mm Extension

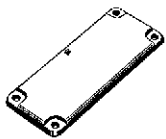
Enclosure Dimension (L x W x H) in mm	Grey Cover			Transparent Cover			Mounting Plate		Essential Dimensions			
	cc	Reference		cc	Reference		cc	Reference	x	y	z	Dø
190 x 190 x 130	9F	PC191913G	SIS0001	9F	PC191913T	SIS0001	9F	EKHVT	164	164	100	4ø
190 x 190 x 180	9F	PC191918G	SIS0001	9F	PC191918T	SIS0001	9F	EKHVT	164	164	100	4ø
280 x 190 x 130	9F	PC281913G	SIS0001	9F	PC281913T	SIS0001	9F	EKJVT	164	254	100	4ø
280 x 190 x 180	9F	PC281918G	SIS0001	9F	PC281918T	SIS0001	9F	EKJVT	164	254	100	4ø
280 x 280 x 130	9F	PC282813G	SIS0001	9F	PC282813T	SIS0001	9F	EKOVT	254	254	100	4ø
280 x 280 x 180	9F	PC282818G	SIS0001	9F	PC282818T	SIS0001	9F	EKOVT	254	254	100	4ø
380 x 190 x 130	9F	PC381913G	SIS0001	9F	PC381913T	SIS0001	9F	EKMVT	164	354	100	4ø
380 x 190 x 180	9F	PC381918G	SIS0001	9F	PC381918T	SIS0001	9F	EKMVT	164	354	100	4ø
380 x 280 x 130	9F	PC382813G	SIS0001	9F	PC382813T	SIS0001	9F	EKPVT	254	354	100	4ø
380 x 280 x 180	9F	PC382818G	SIS0001	9F	PC382818T	SIS0001	9F	EKPVT	254	354	150	4ø
380 x 280 x 180	9F	PC382818/150G	SIS0001	9F	PC382818/150T	SIS0001	9F	EKPVT	254	354	150	4ø
380 x 280 x 230	9F	PC382823/150G	SIS0001	9F	PC382823/150T	SIS0001	9F	EKPVT	254	354	150	4ø
560 x 280 x 130	9F	PC562813G	SIS0001	9F	PC562813T	SIS0001	9F	EKTVT	254	534	100	4ø
560 x 380 x 180	9F	PC563818G	SIS0001	9F	PC563818T	SIS0001	9F	EKUVT	354	534	150	4ø
760 x 560 x 250	*9F	WH250G	SIS0001	-	-	-	9F	EKUVT x 2	534	732	150	4ø

### Accessories

- **Extension** - to increase enclosure depth in multiples of 50mm


Reference	For Enclosure Type
9F EKJZR	9F PC2819
9F EKOZR	9F PC2828
9F EKMZR	9F PC3819
9F EKPZR	9F PC3828
9F EKTZR	9F PC5628
9F EKUZR	9F PC5638

- **Cover Plate - IP67**



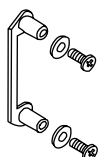
Reference	Remarks
9F MB10215	Size 1
9F MB10546	Size 2
9F MB10324	Size 3

- **Flange Gasket**



Reference	Remarks
9F MK10437	Size 1
9F MB10438	Size 2
9F MB10439	Size 3

- **Plate Connectors**



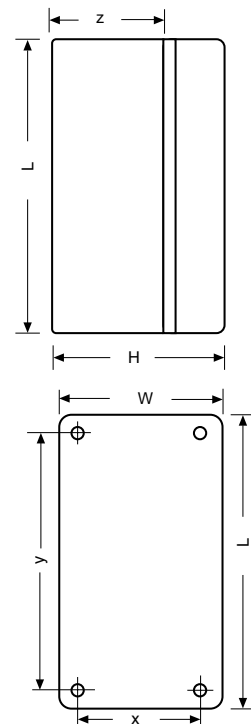
Reference	Remarks
9F MB10671	Size 1
9F MB10670	Size 2
9F MB10672	Size 3

- **Hinges**

(Assembly by Fibox authorised distributors only)

Reference	For Enclosure Type
9F FSH10740	9F HA to PL
9F FSH10740 SIS0001	9F TH to WH

### Dimensions in mm



\* Come with Knockout holes.  
(Knockout holes allow enclosures to be joined together to form a modular switchboard)



## FULL DOOR OPENING ANGLE

- Easy access to the components mounted in the enclosure due to door opening angle of more than 180 degrees.
- Minimal stress on the hinge when the door is fully open.



## QUICK RELEASE DOOR LOCK

- Quick release key lock system with a standard 3mm double bit lock and plastic key.



## HEAVY DUTY HINGES

- Heavy duty thermoplastic hinges reinforced with cast aluminium ring.
- Reversible Left/Right opening of the cover. This is due to the easy screw thread type mounting of the cover on the base. A change in the opening side can be made even after the enclosure has been wall mounted.

# FIBOX Medium to Large CABINET Enclosure

## SOLID FSH Cabinet

- ABS enclosure fitted with thermoplastic/metal hinges
- IP65 Dust/Damp proof
- High impact strength
- Temperature range from - 20 to + 70 deg. C
- Chemical resistance to aqueous acids, alkalis, seawater, concentrated phosphoric & hydrochloric acid
- Degree of protection against mechanical impact
  - IK08 for cover
  - IK08 for sides
- Polycarbonate version available on request



Grey Cover



Transparent Cover

## FSH CABINET Enclosure with key lockable door

Enclosure Dimension (L x W x H) in mm	Grey Cover c/w door lock			Clear Cover c/w door lock			Mounting Plate	
	cc	Reference		cc	Reference		cc	Reference
280 x 190 x 130	9F	ABS281913G2FSH	SIS0001	9F	ABS281913T2FSH	SIS0001	9F	EKJVT
280 x 190 x 180	9F	ABS281918G2FSH	SIS0001	9F	ABS281918T2FSH	SIS0001	9F	EKJVT
280 x 280 x 130	9F	ABS282813G2FSH	SIS0001	9F	ABS282813T2FSH	SIS0001	9F	EKOVT
280 x 280 x 180	9F	ABS282818G2FSH	SIS0001	9F	ABS282818T2FSH	SIS0001	9F	EKOVT
380 x 190 x 130	9F	ABS381913G2FSH	SIS0001	9F	ABS381913T2FSH	SIS0001	9F	EKMVT
380 x 190 x 180	9F	ABS381918G2FSH	SIS0001	9F	ABS381918T2FSH	SIS0001	9F	EKMVT
380 x 280 x 130	9F	ABS382813G2FSH	SIS0001	9F	ABS382813T2FSH	SIS0001	9F	EKPVT
380 x 280 x 180	9F	ABS382818/150G2FSH	SIS0001	9F	ABS382818/150T2FSH	SIS0001	9F	EKPVT
380 x 280 x 230	9F	ABS382823/150G2FSH	SIS0001	9F	ABS382823/150T2FSH	SIS0001	9F	EKPVT
560 x 280 x 130	9F	ABS562813G3FSH	SIS0001	9F	ABS562813T3FSH	SIS0001	9F	EKTVT
560 x 380 x 180	9F	ABS563818G3FSH	SIS0001	9F	ABS563818T3FSH	SIS0001	9F	EKUVT

## Accessories

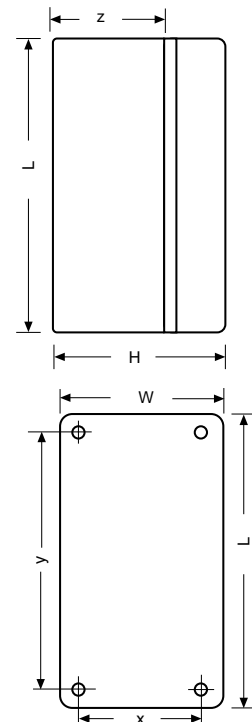
- **Extension** - to increase enclosure depth in multiples of 50mm



Reference	For Enclosure Type
9F EKJZR	9F ABS2819
9F EKOZR	9F ABS2828
9F EKMZR	9F ABS3819
9F EKPZR	9F ABS3828
9F EKTZR	9F ABS5628
9F EKUZR	9F ABS5638

## Dimensions in mm

(Refer to Page 8 SOLID for dimensions)



# FIBOX Features of CAB-ABS Cabinet Enclosure

## SWING OUT DOOR FOR INSTRUMENTATION

A rigid aluminium front plate fitted with swing door kit MB12225 can be either hinged or mounted with four quick-turn screws at several depths inside the IP65 classified cabinets.

## KEY LOCK FOR DOOR CLOSING

Two versions are available:

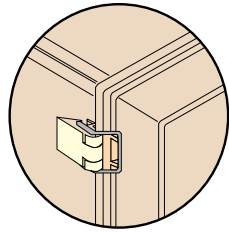
- Thermoplastic 3mm double bit key lock. A plastic key type MB12235 per lock is supplied.
- Metal key lock. Two metal keys per lock are supplied. Key locks are mounted on the side of the cover with one key lock supplied for cabinets up to size CAB ABS3030 and two key locks for the larger sizes.

## WALL MOUNTING

(On request)

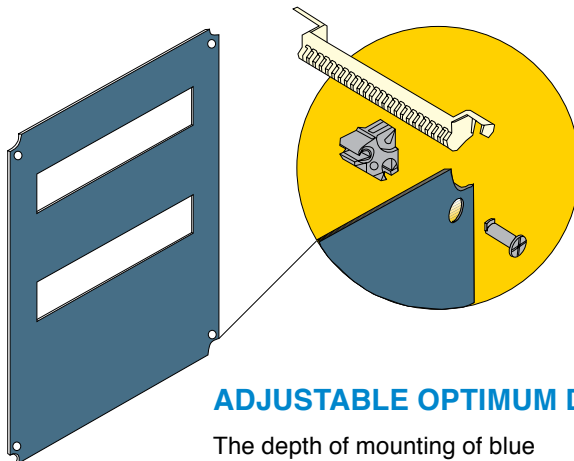
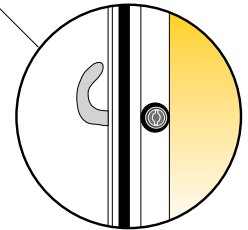
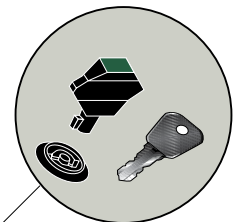
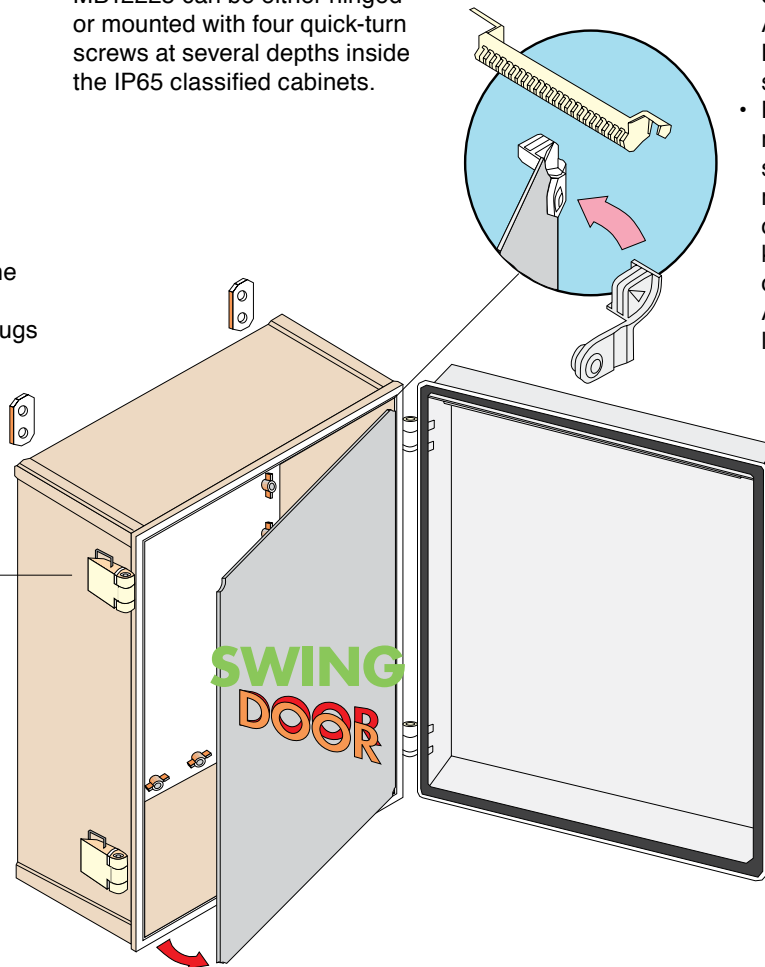
The cabinet can be:

- Mounted directly to the wall
- Using wall fastening lugs FP12017



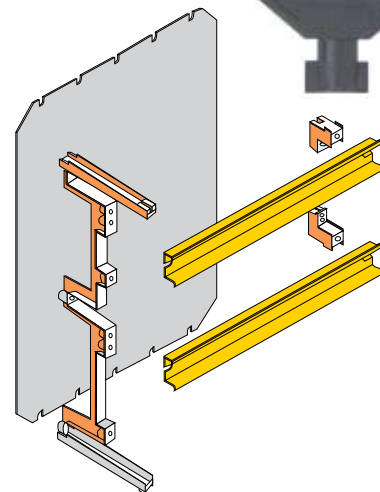
## LATCH FOR DOOR CLOSING

On request, latch can be provided in place of the key lock. Closing can be secured with a padlock.



## ADJUSTABLE OPTIMUM DEPTH

The depth of mounting of blue polycarbonate front plates can be adjusted to suit component height.



## MOUNTING RAILS & PLATES

Internal fitting options include metal mounting plate, blue polycarbonate front plate or DIN rail support FP12190.

## CAB-ABS Enclosure

- ABS enclosure fitted with thermoplastic hinges
- Fitted with a standard 3mm double bit lock and plastic key  
Metal key available on request
- IP65 Dust/Damp proof
- High impact strength
- Temperature range from - 20 to + 70 deg. C
- Chemical resistance to aqueous acids, alkalis, seawater, concentrated phosphoric & hydrochloric acid
- Polycarbonate version available on request



### CAB ABS Cabinet Enclosure with THERMOPLASTIC 3mm Double Bit Key lockable door

Enclosure Dimension (L x W x H) in mm	Grey Cover		Smoked Transparent Cover		Mounting Plate		Mounting Dim.		
	cc	Reference	cc	Reference	cc	Reference	x	y	Dø
300 x 200 x 180	9F	CAB ABS302018G3B	9F	CAB ABS302018T3B SIS0002	9F	EKIV23	172	272	6ø
300 x 300 x 180	9F	CAB ABS303018G3B	9F	CAB ABS303018T3B SIS0002	9F	EKIV33	272	272	6ø
400 x 300 x 180	9F	CAB ABS403018G3B	9F	CAB ABS403018T3B SIS0002	9F	EKIV43	372	272	6ø
500 x 400 x 200	9F	CAB ABS504020G3B	9F	CAB ABS504020T3B SIS0002	9F	EKIV54	372	472	6ø
600 x 400 x 210	9F	CAB ABS604022G3B	9F	CAB ABS604022T3B SIS0002	9F	EKIV64	372	572	6ø

### CAB ABS Cabinet Enclosure with METAL key lockable door

Enclosure Dimension (L x W x H) in mm	Grey Cover		Smoked Transparent Cover		Mounting Plate		Mounting Dim.		
	cc	Reference	cc	Reference	cc	Reference	x	y	Dø
300 x 200 x 180	9F	CAB ABS302018G3B SIS0001	9F	CAB ABS302018T3B SIS0001	9F	EKIV23	172	272	6ø
300 x 300 x 180	9F	CAB ABS303018G3B SIS0001	9F	CAB ABS303018T3B SIS0001	9F	EKIV33	272	272	6ø
400 x 300 x 180	9F	CAB ABS403018G3B SIS0001	9F	CAB ABS403018T3B SIS0001	9F	EKIV43	372	272	6ø
500 x 400 x 200	9F	CAB ABS504020G3B SIS0001	9F	CAB ABS504020T3B SIS0001	9F	EKIV54	372	472	6ø
600 x 400 x 210	9F	CAB ABS604022G3B SIS0001	9F	CAB ABS604022T3B SIS0001	9F	EKIV64	372	572	6ø

### CAB ABS Cabinet Enclosure with Latch for door closing

Enclosure Dimension (L x W x H) in mm	Grey Cover		Smoked Transparent Cover		Mounting Plate		Mounting Dim.		
	cc	Reference	cc	Reference	cc	Reference	x	y	Dø
300 x 200 x 180	9F	CAB ABS302018G SIS0003	9F	CAB ABS302018T SIS0003	9F	EKIV23	172	272	6ø
300 x 300 x 180	9F	CAB ABS303018G SIS0003	9F	CAB ABS303018T SIS0003	9F	EKIV33	272	272	6ø
400 x 300 x 180	9F	CAB ABS403018G SIS0003	9F	CAB ABS403018T SIS0003	9F	EKIV43	372	272	6ø
500 x 400 x 200	9F	CAB ABS504020G SIS0003	9F	CAB ABS504020T SIS0003	9F	EKIV54	372	472	6ø
600 x 400 x 210	9F	CAB ABS604022G SIS0003	9F	CAB ABS604022T SIS0003	9F	EKIV64	372	572	6ø

### Accessories

- *Swing door/Front Plate (aluminium)*

Reference	For use with cabinet
9F FPA23	CAB ABS3020
9F FPA33	CAB ABS3030
9F FPA43	CAB ABS4030
9F FPA54	CAB ABS5040
9F FPA64	CAB ABS60401

- *Fastening Lug*

Reference	Material
9F TFCAB	Polyamide ( set of 4 )
9F MFCAB	Stainless steel ( set of 4 )

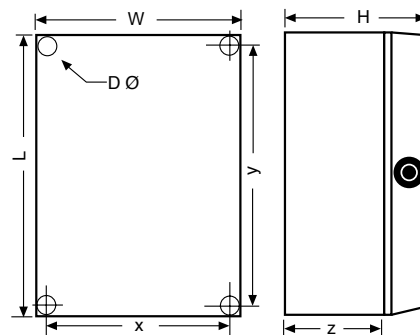
- *Swing Door Kit*

Reference	Remarks
9F MB12225	For front plate/swing door

- *DIN Rail Support*

Reference	Remarks
9F FP12190	For base with 400mm sides

### Dimensions in mm



# FIBOX Features of CAB-P Cabinet Enclosures



## WALL MOUNTING

(On request)

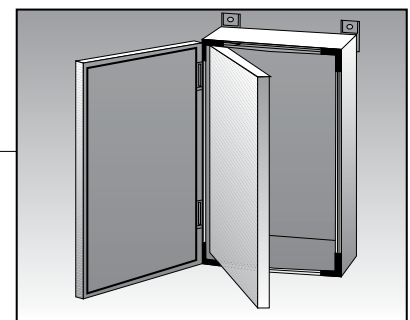
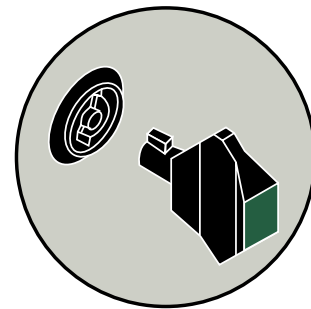
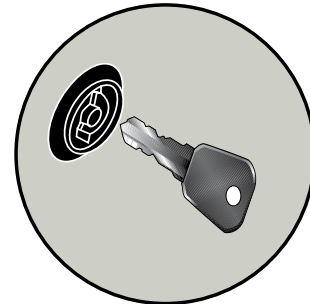
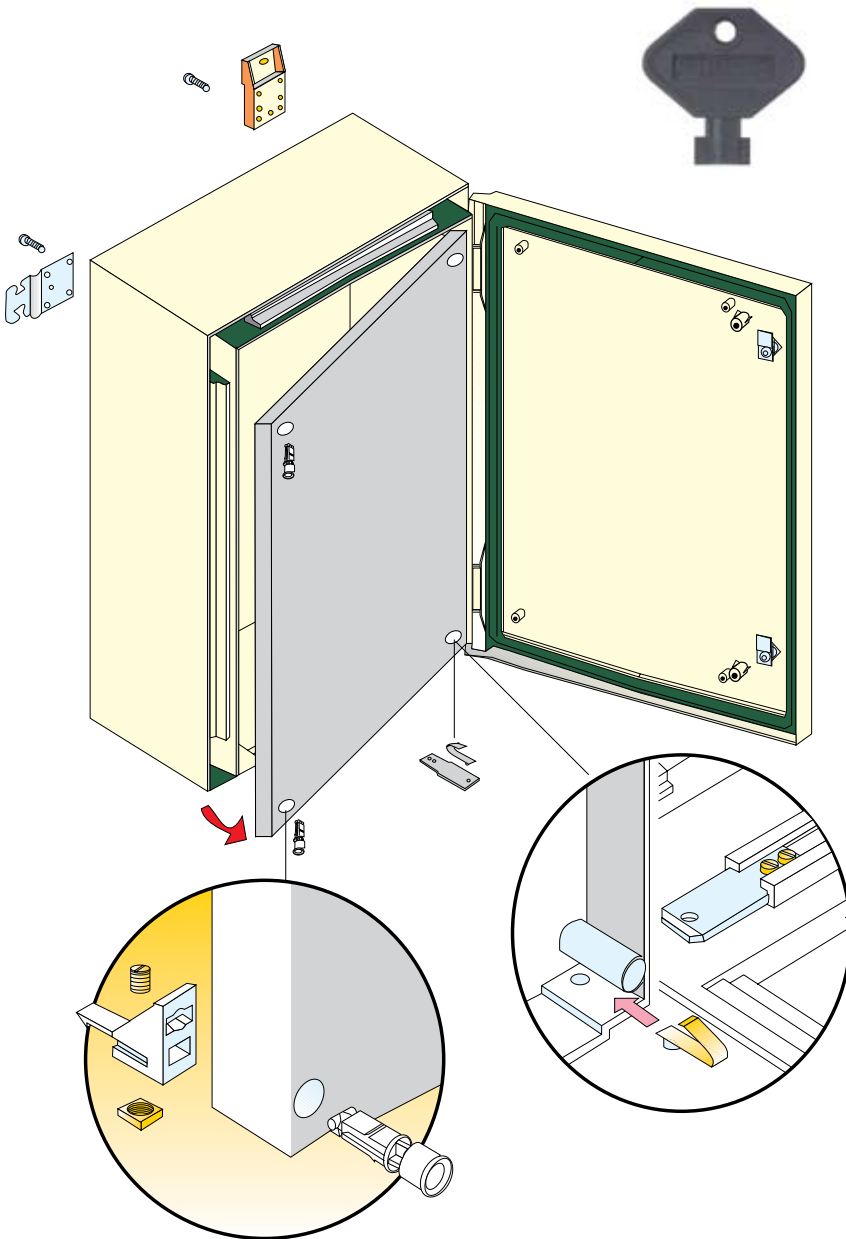
The cabinet can be mounted using:

- Polyamide fastening lugs  
TF CAB ( provided )
- Stainless steel 304 fastening lugs  
MFCAB

## KEY LOCK FOR DOOR CLOSING

Two versions are available:

- Thermoplastic 3mm double bit key lock.  
A plastic key type MB12235 per lock is supplied
- Metal key lock. Two metal keys per lock are supplied



**SWING  
DOOR**

## FRONT PLATE /SWING OUT DOOR FOR INSTRUMENTATION

A rigid front plate fitted with swing door kit MBCAB can be either hinged or mounted onto the enclosure base

## CAB-P Enclosure

- Glass reinforced polyester enclosure for heavy duty application.
- IP65 Dust/Damp proof
- High impact strength
- Temperature range from - 50 to + 120 deg. C
- Chemical resistance to seawater, neutral salt, acid, petroleum, hydraulic oil, alcohol, solvents cooling fluids.
- Halogen free



### CAB-P Cabinet Enclosure with THERMOPLASTIC 3mm Double Bit Key lockable door

Enclosure Dimension (L x W x H) in mm	Grey Cover		Mounting Plate		Number of Locks	Mounting Dim.		
	cc	Reference	cc	Reference		x	y	Dø
500 x 400 x 230	9F	CABP504023	9F	MP5040	2	360	560	10ø
600 x 400 x 230	9F	CABP604023	9F	MP6040	2	360	650	10ø
700 x 500 x 270	9F	CABP705027	9F	MP7050	2	480	780	10ø
800 x 600 x 300	9F	CABP806030	9F	MP8060	2	580	880	10ø
1000 x 800 x 300	9F	CABP1008030	9F	MP10080	2	780	1080	10ø

### CAB-P Cabinet Enclosure with METAL key lockable door

Enclosure Dimension (L x W x H) in mm	Grey Cover			Mounting Plate		Number of Locks	Mounting Dim.		
	cc	Reference		cc	Reference		x	y	Dø
500 x 400 x 230	9F	CABP504023	SIS0001	9F	MP5040	2	360	560	10ø
600 x 400 x 230	9F	CABP604023	SIS0001	9F	MP6040	2	360	650	10ø
700 x 500 x 270	9F	CABP705027	SIS0001	9F	MP7050	2	480	780	10ø
800 x 600 x 300	9F	CABP806030	SIS0001	9F	MP8060	2	580	880	10ø
1000 x 800 x 300	9F	CABP1008030	SIS0001	9F	MP10080	2	780	1080	10ø

### Accessories

- *Swing door/Front Plate (plain)*

Reference	For use with cabinet
9F FP5040-D	9F CAB504023
9F FP6040-D	9F CAB604023
9F FP7050-D	9F CAB705027
9F FP8060-D	9F CAB806030
9F FP10080-D	9F CAB1008030

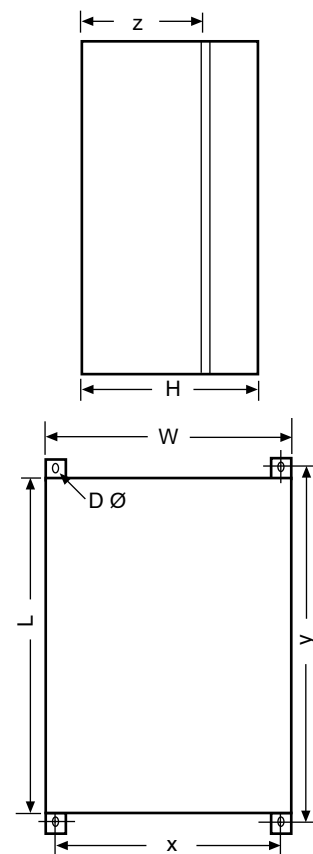
- *Swing Door Kit*

Reference	Remarks
9F MBCAB	Set of 4 hinges

- *Fastening Lug*

Reference	Material
9F TFCAB	Polyamide ( set of 4 )
9F MFCAB	Stainless steel ( set of 4 )

### Dimensions in mm



# FIBOX Ortac's Cable Gland (Polyamide)

## Properties

- Material : Polyamide PA6 V-2
- Colour : RAL 7035 Light Grey
- Seal : Vulcanizate TPV
- Temperature : - 30 Deg C to + 100 Deg C
- IP Class : IP 68 - 5bar
- Flammability : UL 94 V2 and Halogen-Free

## Features

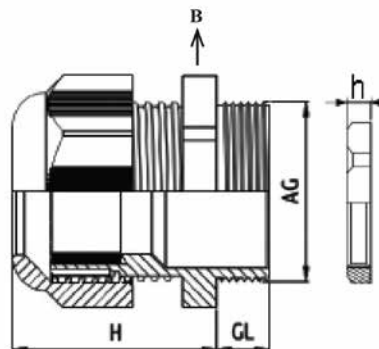
- Anti-lock system provide excellent Anti-Vibration protection
- UV Resistance
- High Heat and Impact Resistance
- Wide Sealing and Clamping Range
- Conform to DIN 40430
- RoHS Compliance
- Suitable for Outdoor use



RAL 7035 Grey Cable Gland



Glass Fibre Reinforced Lock-Nut



RoHS



## PG Polyamide Cable Glands (Type-light Grey RAL 7035)

Type	Ordering Code	AG-Mounting Hole Dia. (mm)	H (mm)	GL (mm)	Cable OD (mm)	B (mm)	h (mm)
PG7	90 ORL-01 SIS1	12.7	24	8	3-6.5	15	5
PG9	90 ORL-02 SIS1	15.4	28	8	4-8	19	5
PG11	90 ORL-03 SIS1	18.8	29	8	5-10	22	5
PG13.5	90 ORL-04 SIS1	20.7	29	9	6-12	24	6
PG16	90 ORL-05 SIS1	22.8	33	9	10-14	27	6
PG21	90 ORL-06 SIS1	28.6	38	11	13-18	33	7
PG29	90 ORL-07 SIS1	37.4	41	11	18-25	42	7
PG36	90 ORL-08 SIS1	47.5	51	13	22-32	53	8
PG42	90 ORL-09 SIS1	54.5	53	13	30-38	60	8
PG48	90 ORL-10 SIS1	59.8	55	14	34-44	65	8

## M Polyamide Cable Glands (Type-light Grey RAL 7035)

Type	Ordering Code	AG-Mounting Hole Dia. (mm)	H (mm)	GL (mm)	Cable OD (mm)	B (mm)	h (mm)
M12	90 OMRL-01 SIS1	12.2	24	8	3-6.5	15	5
M16	90 OMRL-11 SIS1	16.2	29	15	5-10	22	5
M20	90 OMRL-13 SIS1	20.2	33	15	6-12	27	6
M25	90 OMRL-14 SIS1	25.2	38	15	13-18	33	6
M32	90 OMRL-15 SIS1	32.2	41	18	18-25	42	7
M40	90 OMRL-16 SIS1	40.2	51	18	22-32	53	7
M50	90 OMRL-09 SIS1	50.2	53	18	30-38	60	8
M63	90 OMRL-10 SIS1	63.2	55	18	34-44	65	8



# FIBOX Ortac's Cable Gland (Brass Nickel Plated)

## Properties

- Material : Brass Nickel Plated
- Seal : Vulcanizate TPV
- Temperature : - 40 Deg C to + 100 Deg C
- IP Class : IP 68 - 5bar

## Features

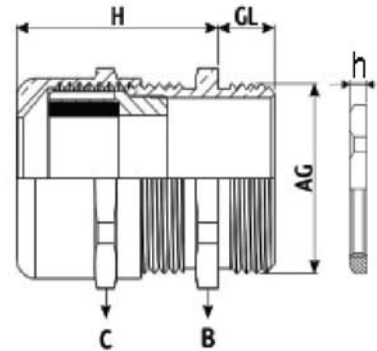
- Anti-lock system provide excellent Anti-Vibration protection
- High Heat and Impact Resistance
- Wide Sealing and Clamping Range
- Conform to EN 50262
- Suitable for Outdoor use



Brass Nickel-Plated Cable Gland



Brass Nickel-Plated Lock-Nut



RoHS



## PG Brass Nickel-Plated Cable Glands

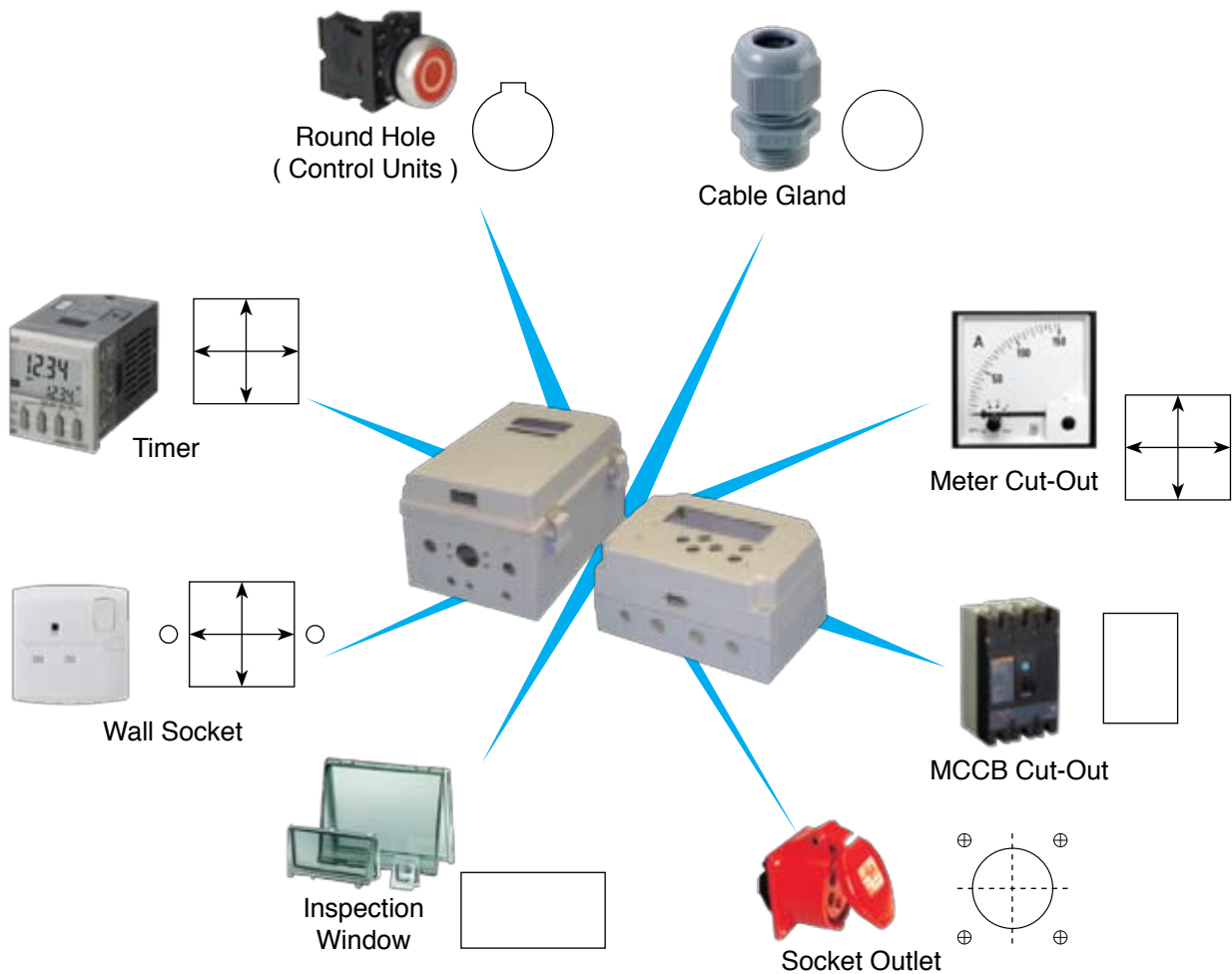
Type	Ordering Code	AG-Mounting Hole Dia. (mm)	H (mm)	GL (mm)	Cable OD (mm)	B (mm)	C (mm)	h (mm)
PG7	90 OPBG-01 SIS1	12.7	19	6	3-6.5	14	14	2.8
PG9	90 OPBG-02 SIS1	15.4	21	6	4-8	17	17	2.8
PG11	90 OPBG-03 SIS1	18.8	22	6	5-10	20	20	3
PG13.5	90 OPBG-04 SIS1	20.7	23	6.5	6-12	22	22	3
PG16	90 OPBG-05 SIS1	22.8	24	6.5	10-14	24	24	3
PG21	90 OPBG-06 SIS1	28.6	25	7	13-18	30	30	3.5
PG29	90 OPBG-07 SIS1	37.4	31	8	18-25	40	40	4
PG36	90 OPBG-08 SIS1	47.5	37	10	22-32	50	50	5
PG42	90 OPBG-09 SIS1	54.5	37	12	30-38	57	57	5
PG48	90 OPBG-10 SIS1	59.8	38	14	34-44	64	64	5.5

## M Brass Nickel-Plated Cable Glands

Type	Ordering Code	AG-Mounting Hole Dia. (mm)	H (mm)	GL (mm)	Cable OD (mm)	B (mm)	C (mm)	h (mm)
M12	90 OMBG-01 SIS1	12.2	19	6	3-6.5	14	14	2.8
M16	90 OMBG-02 SIS1	16.2	21	7	5-10	18	17	3
M20	90 OMBG-03 SIS1	20.2	23	8	6-12	22	22	3.5
M25	90 OMBG-04 SIS1	25.2	24	8	13-18	27	24	3.5
M32	90 OMBG-05 SIS1	32.2	25	9	18-25	34	30	4
M40	90 OMBG-06 SIS1	40.2	31	9	22-32	43	40	4
M50	90 OMBG-07 SIS1	50.2	37	9	30-38	55	50	5
M63	90 OMBG-08 SIS1	63.2	38	14	34-44	68	64	5

**ONE-STOP**

Centre for Enclosures Supply and Customisation/Machining Cut-Out Services



**FIBOX : One-Stop Enclosures Solution Services**

Instead of buying an enclosure and later on the troublesome and often time consuming process of outsourcing with others to manually cut out holes etc. on your plastic enclosures....

Why NOT come to us , we provide a ONE- STOP ENCLOSURES CUSTOMISATION SERVICES, our sophisticated CNC machinery can supply enclosures with holes, cut-outs and openings to your specification.

We offer you even greater convenience and more importantly at a cost effective price. Buying a customised enclosures from FIBOX ensures on-going consistency and quality. Saving you time and money.

**Features of Our CNC machining**

- One- Stop Enclosures Customisation
- Save you Time and Money
- Increased Consistency
- Higher Precision
- High Accuracy
- Smooth High Quality Cut Edges
- Attractive Cost Effective Pricing



## Name Tag Engraving Services

### Features

We are now able to provide engraving services for name tag, indicator plates and color plates as a value added services to you. We use computerized engraving machine that creates the unique looking wording and fonts as well as utilizing high quality engraving materials.

Laser engraving is the latest offer from *Kraus & Naimer Pte Ltd.* Laserable materials are thinner, sturdier and could withstand higher temperature.

### Types of Material:

- Gravoply 2
- Gravostrat
- Reverse Engraving
- Aluminium

### Colour Combination:

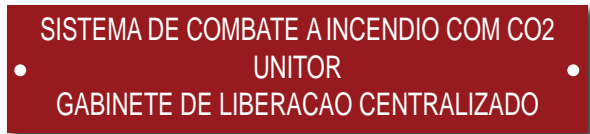
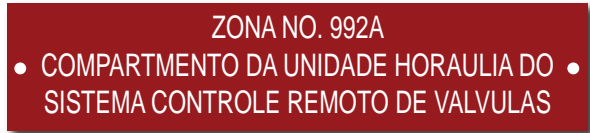
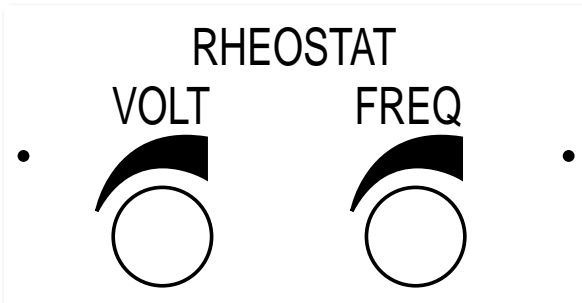

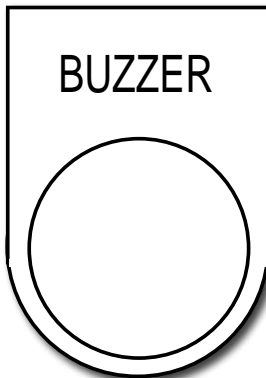
- White Background/Black Lettering
- Black Background/White Lettering
- Red Background/White Lettering
- Yellow Background/Black Lettering
- Other colours available on request

### Size of Name:

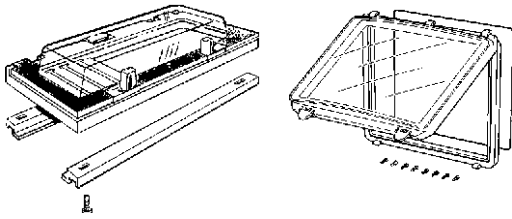
- Normally available in rectangular or square
- Example: 20mm by 50mm to 300mm by 150mm
- Others sizes available on request

### Adhesive Backing:

- All plates come with industrial adhesive backing
- Provide advantage of easy fixing to panel thereby eliminating the need for screws.

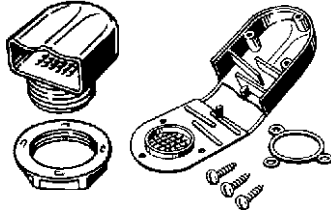


## • Inspection Windows



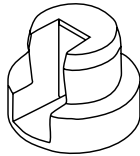
Reference	Size in mm	Remarks
9F L02	60 x 77	For 2 modules - IP54
9F L04	96 x 77	For 4 modules - IP54
9F L06	130 x 77	For 6 modules - IP54
9F L08	162 x 77	For 8 modules - IP54
9F L10	199 x 77	For 10 modules - IP54
9F L13	257 x 108	For 13 modules - IP65
9F L12II	248 x 128	IP65
9F L24II	248 x 218	IP65

## • Ventilation Device



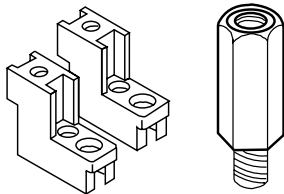
Reference	Size	Remarks
9F MB10564	Ø 29mm	IP44
9F MB10631	Ø 19mm	IP33

## • Water Plug



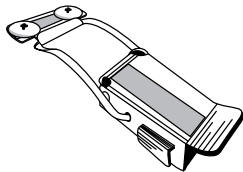
Reference	Size	Remarks
9F MB12189	Ø 10mm	IP34

## • Spacer



Reference	Size	Material
9F FA12053	14mm	Steel
9F FA12052	42mm	Steel
9F MB10686	15/34mm	Polycarbonate

## • Hinges/Latch for SOLID/EK enclosures

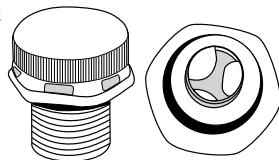


Reference	Description	Remarks
9F H35 SIS0001	Hinges	S.Steel/1 set = 2pc
9F H35 SIS0002	Hinges	S.Steel/1 set = 4pc
900S SGX583*	Hinges	PC/1 set = 2pc
9F L20 SIS0001	Latch	S.Steel/1 set= 2pc
9F L20 SIS0002	Latch	S.Steel/1 set = 4pc
9F MB10523	Blind Plug	For hinged cover corners

\* For SOLID and EK enclosures (except 9F OE130 SIS0001 & 9F EKOE180 SIS0001)

## • Pressure Equalizer Plug

To eliminate condensation of water inside the enclosure through equalizing pressure inside.



Reference	Color	Material
9F MB10894	Grey	Polyamide

## Authorised Distributors for FIBOX Enclosures

### SINGAPORE Kraus & Naimer Pte. Ltd.

115A Commonwealth Drive  
#03-17/23, Singapore 149596  
Tel : (65) 64738166  
Fax : (65) 64738643  
e-mail : sgp@krausnaimer.com

COMPANY REG NO: 196600227Z

### INDONESIA

#### P.T. Lestari Inti Utama

Jl. Daan Mogot No.119  
Blk C - 12A, Jakarta Barat 11510,  
Indonesia  
Tel : 6221 5654811/15  
Fax : 6221 5667289  
e-mail : liucom@cbn.net.id

### MALAYSIA

#### HPH Materials (M) Sdn Bhd

No.4 Jalan Nilam 1/6  
Subang Hi-Tech Industrial Park  
40000 Shah Alam, Selangor Darul Ehsan,  
Malaysia  
Tel : 03-5638 2213  
Fax : 03-5638 8213  
e-mail : info@hphmaterials.com