

KOOLKUNA

ORDERING MADE SIMPLE


When ordering from the KOOLKUNA range, build the Kraus & Naimer part number by selecting the numbers in the gold boxes on the right. Put these in order of category from left to right; A-B-C-D-E-F-G-H-I-J:

See examples below to help and please don't hesitate to contact us for further assistance.

- A ▶ Choose your switch size
- B ▶ How many poles, 3 or 4?
- C ▶ What type of interlock mechanism do you require?
- D ▶ Which handle do you want?
- E ▶ Choose the auxiliary contacts you need
- F ▶ Select the auxiliary contact function you want
- G ▶ Do you need a PESD for further safety? Pick the appropriate PESD.
- H ▶ Which finish is required?
- I ▶ What type of gland plate do you want?
- J ▶ Do you require a rainhood?

A. SWITCH SIZE		
SIZE	SWITCH	Current (A) / 415V AC23-A (kW) / Cable Size (mm)

S1	6K32	32A / 15kW / 6mm
	6K50	50A / 22kW / 10mm
	6K63	63A / 30kW / 16mm



S2	6K115	115A / 45kW / 35mm
	6K200	200A / 75kW / 95mm



S3	6K315	315A / 132kW / 185mm
----	-------	----------------------



B. POLES

3

3 POLE

4

4 POLE

C. INTERLOCK MECHANISM	
------------------------	--

DOUBLE HINGED	00
---------------	----



M700/E

- ▶ In ON - a door interlock is engaged
- ▶ Interlock defeatable with special tool
- ▶ In OFF and padlocked - the door interlock defeat is disabled
- ▶ The handle cannot rotate when the door interlock is disengaged
- ▶ Meets and exceeds all 3 possible methods for proof of isolation conforming to AS/NZS 60947-3 3F torque test

DOUBLE HINGED	1
---------------	---



SINGLE HINGE	2
--------------	---

SINGLE HINGE
Standard single door enclosure with window

DIRECT DRIVE (NO CLUTCH) WITH INTERLOCK LATCH

D. HANDLES

Field not required for M700/E

1



FOR S1 / S2 SIZE ONLY

2



3



HANDLE + HASP

4



METAL HANDLE FOR S3 SIZE ONLY

E. AUXILIARY CONTACTS	
-----------------------	--

0

NO AUX

S

20A AUX

G

GOLD AUX

F. AUXILIARY CONTACT FUNCTION	
0	NO AUX
1	1 N/O, 1 N/C
2	2 N/O
3	1 C/O
4	2 C/O
5	2 N/O, 2 N/C

G. PESD PERMANENT ELECTRICAL SAFETY DEVICES	
---	--

0

NONE

1

PHASE INDICATOR



2

SAFE TEST POINT



3

VOLTAGE TEST STATION



INCLUDED

- Viewing window
- Dual 24VDC lighting
- Latching illuminating push button for lamp operation
- Padlockable handles
- IP66
- On-Off indicator

H. FINISH

B

BEAD BLAST

P

N#4 POLISH

X

POWDER COATED X-15 ORANGE

I. GLAND PLATES

S

STANDARD 2 mm 316 S/S

B

6 mm BRASS

A

6 mm ALUMINIUM

J. HOUSING 316 STAINLESS STEEL

R

RAINHOOD



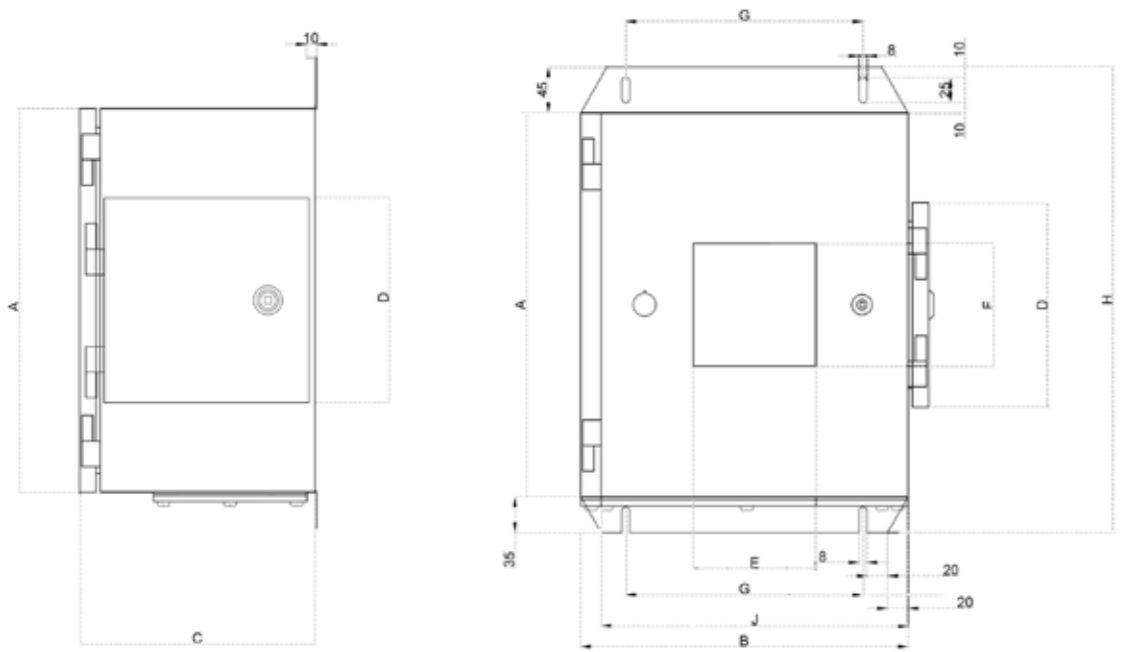
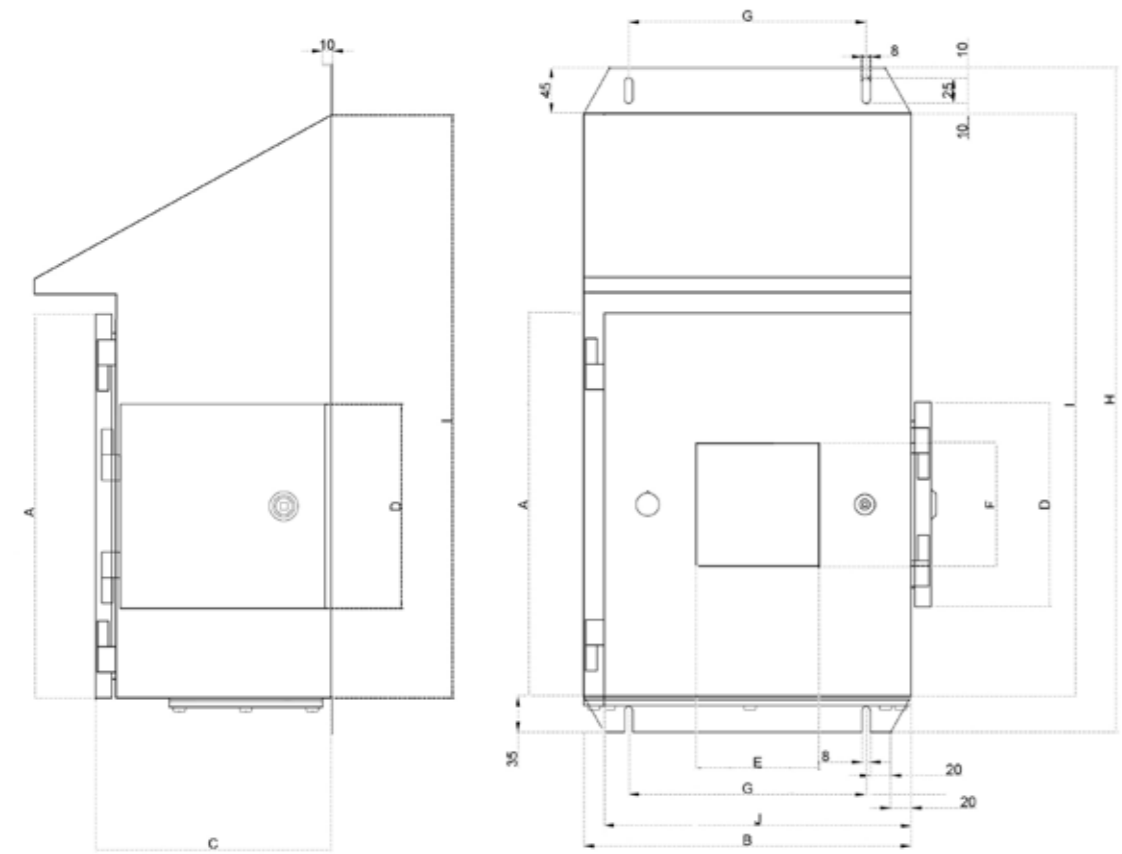
F

NON-RAINHOOD



KOOLKUNA = SAFETY

	A	B	C	D	E	F	G	H	I	J		
EXAMPLE 1	6K315-3-14-S1-0-XB-R	Will give you	315A/132kW/185mm Switch	3 Pole Isolator	Basic Mechanical Interlock	Metal Handle	20A Auxiliary	1 N/O, 1 N/C	No PESD	Powder Coated X15 Orange	6mm Brass Gland Plate	Rainhood
EXAMPLE 2	6K200-4-00-G1-3-BS-R	Will give you	200A/75kW/95mm Switch	4 Pole Isolator	M700/E Interlock	—	Gold Auxiliary	1 N/O, 1 N/C	A Voltage Test Station	Bead Blast Finish	2mm 316 S/Steel Gland Plate	Rainhood



KOOLKUNA DIMENSIONS (mm)

KOOLKUNA	TYPE	A	B	C	D	E	F	G	H1	H2	I	J
	S1	375	320	230	200	120	120	232	455	650	570	300
	S2 / S3	600	420	300	270	250	170	332	680	925	845	400

Why choose the Koolkuna range?

Since 1907, Kraus & Naimer has led the way in switchgear quality and innovation through its worldwide network of factories and branches. Recognised as an industry leader in the international and Australian markets, Kraus and Naimer combines big business capability with small business ideals.

Driven to provide excellence in customer experience, Kraus and Naimer's local branches listen and respond to their client's unique needs. This has resulted in the release of the Koolkuna range of enclosed stainless steel safety isolators.

Our customers have told us that they want to have a clear view of the moving contact within the switch to give complete peace of mind about the status of the contact. Kraus & Naimer has an existing range of switches with visible contacts and a long-standing history of dependability, so it was simply a matter of developing a more suitable way of mounting the switch so the contacts could be viewed clearly.

The innovative addition of an extra door hinging from the side meant proven and certified interlocking mechanisms could be utilized, a simple and reliable solution. The inventive design combines established mechanisms with visible contacts.

With the Koolkuna range, you have the satisfaction that safety has been effectively achieved and reliability is 100% assured. And this is how our range got it's unusual name. Koolkuna means 'a place of safety'.

Contact Kraus & Naimer about the Koolkuna range

Stainless Steel & Projects Representative: Mr Jade Sheaffe
 phone: 0438 700 033
 email: jade.sheaffe@krausnaimer.com



FREECALL 1800 KNSWITCH
www.krausnaimer.com.au



KOOLKUNA

Visible Break Contacts

Range of Enclosed Stainless Steel Safety Isolators

