

# CAD12B

Type Size: S1

Classification Contact: H-Bridge

Classification Contact Mat: Silver

Classification Terminal: Screw terminal

## IEC 60947-3 EN 60947-3, VDE 0660 Teil 107

### Rated insulation voltage Ui

Voltage (V)	AC / DC
600	AC / DC

### Rated impulse withstand voltage Uimp

Voltage (kV)	Overtoltage category	Pollution degree	Supply system	Function
6	III	3	Valid for lines with grounded common neutral termination	Switch

### Rated uninterrupted current Iu/Ith

Current (A)	Ambient temperature (°C)	Peak temperature (°C)	additional requirements
6	55	60	Ambient temperature +55°C during 24 hours with peaks up to +60°C

### Conventional enclosed thermal current Ithe

Current (A)	Ambient temperature (°C)	Peak temperature (°C)	Additional requirements	No. of stages (from - to)	Mounting	Mounting size
6	35	40	Ambient temperature +35°C during 24 hours with peaks up to +40°C	--	--	--

### Rated operational current Ie

Utilization category	Voltage (V)	Current (A)
DC-21A	6	4
DC-21A	12	3
DC-21A	24	2,20
DC-21A	48	1,20
DC-21A	110	0,60
DC-21A	220	0,30
DC-21A	300	0,20
AC-20A	600	6
AC-21A	6	6
AC-21A	12	6
AC-21A	24	5
AC-21A	48	5
AC-21A	110	3
AC-21A	220	2
AC-21A	400	1,30
AC-21A	440	1
AC-21A	500	0,80
AC-21A	600	0,50

### Max. Fuse rating IEC

Fuse characteristic	No. of Fuses	Current (A)
gG	1	6

## UL60947-4-1, UL508

### Rated insulation voltage Ui

Voltage (V)	AC / DC
300	AC

### Rated thermal current

Current (A)	Ambient temperature (°C)	Additional Text
6	0 - 40	--

## CSA




### Rated insulation voltage Ui

Voltage (V)	AC / DC
300	AC

### Rated thermal current

Current (A)	Ambient temperature (°C)	Additional Text
6	0 - 40	--

**GENERAL TECHNICAL INFORMATION**

Tightening torque of screws				
		tightening torque (Nm)	tightening torque (lb-in)	
		0,60	5	
Rated short-time withstand current Icw				
		Time (s)	Current (A)	
		1	50	
Size of conductor				
composition of conductor	Min. / Max. value	No. of conductor per terminal	Cross section (mm <sup>2</sup> ) or (AWG/kcmil)	Material of the wire
Flexible wire	Max.	2	2.5mm <sup>2</sup>	Copper
Flexible wire	Max.	2	AWG 14	Copper
Single-core or stranded wire	Max.	2	AWG 12	Copper
Single-core or stranded wire	Max.	2	2.5mm <sup>2</sup>	Copper
Flexible wire with ferrule according to DIN 46228	Max.	2	2.5mm <sup>2</sup>	Copper
Approbations				
Specification				Marking
CE marking				
UK Directives				
IEC 60947-3; EN 60947-3; VDE 0660 Teil107				<b>IEC 60947-3</b> <b>EN 60947-3</b>
UL 60947-4-1; CSA C22.2 No. 60947-4-1				
CSA C.22.2 No.14				
Power loss per pole				
				Power (W)
				0,20
Conditions during transport and storing				
Minimum temperature (°C)		Maximum temperature (°C)	additional requirements	
-40		85	In case of temperatures below -5°C no shock load permissible	
Shock / Vibration				
Type of oscillation	Values			
Resistance to shock	min. 5g, 30ms			
Resistance to vibration	IEC 61373 (1999) Category 1, Class B			
General Information				
Text				
<ul style="list-style-type: none"> <li>- DC switching capacity applies to ON/OFF switches.</li> <li>- Use only copper wires with or without tinned/silver-plated individual wires. Soldering the end of the wire before wiring is not allowed.</li> <li>- Terminals with factory fitted jumper links are tightened during production for loss prevention. When opening the terminal clamps, make sure that no factory fitted links get lost and that all wire connections are properly seated.</li> <li>- After wiring, ALL terminal screws must be tightened to the specified torque values.</li> <li>- The protection class of the selected mounting type may vary if optional extras are used.</li> <li>- Do not lubricate or treat contacts.</li> <li>- Switches may only be mounted, connected and set into operation by qualified persons according to the accepted rules of technology.</li> <li>- After installation of the switches the spacings between the terminals must be sufficient to fulfill the requirement of the applicable standards.</li> </ul>				
Operating temperature				
Min. Temperature [°C]		Max. Temperature [°C]		
-25		60		