

Sample image

CHR10

Type Size: S0

Classification Contact: Rigid contact bridge

Classification Contact Mat: Silver

Classification Terminal: Ring type terminal

IEC 60947-3 EN 60947-3, VDE 0660 Teil 107
Rated insulation voltage U_i

Voltage (V)	AC / DC
690	AC / DC

Rated impulse withstand voltage U_{imp}

Voltage (kV)	Overvoltage category	Pollution degree	Supply system	Function
6	III	3	Valid for lines with grounded common neutral termination	Switch
4	III	3	Valid for lines with grounded common neutral termination	Switch disconnecter

Rated uninterrupted current I_u/I_{th}

Current (A)	Ambient temperature (°C)	Peak temperature (°C)	additional requirements
20	55	60	Ambient temperature +55°C during 24 hours with peaks up to +60°C

Conventional enclosed thermal current I_{the}

Current (A)	Ambient temperature (°C)	Peak temperature (°C)	Additional requirements	No. of stages (from - to)	Mounting	Mounting size
20	35	40	Ambient temperature +35°C during 24 hours with peaks up to +40°C	--	--	--

Rated operational current I_e

Utilization category	Voltage (V)	Current (A)
AC-15	110 - 110	6
AC-15	220 - 240	6
AC-15	380 - 440	4
AC-20A	690	20
AC-21A	20 - 690	20
AC-22A	220 - 440	20
AC-22A	500 - 500	20
AC-22A	660 - 690	16

Rated operational power

Utilization category	Voltage (V)	No. of phases	No. of poles	Power (kW)
AC-2	220 - 240	3	3	4
AC-2	380 - 440	3	3	7,50
AC-2	500 - 500	3	3	10
AC-2	660 - 690	3	3	10
AC-3	220 - 240	3	3	3
AC-3	380 - 440	3	3	5,50
AC-3	500 - 500	3	3	5,50
AC-3	660 - 690	3	3	5,50
AC-3	110 - 120	1	2	0,60
AC-3	220 - 240	1	2	2,20
AC-3	380 - 440	1	2	3
AC-3	500 - 500	1	2	3
AC-3	660 - 690	1	2	3
AC-4	220 - 240	3	3	0,55
AC-4	380 - 440	3	3	1,50
AC-4	500 - 500	3	3	1,50
AC-4	660 - 690	3	3	1,50
AC-4	110 - 120	1	2	0,30
AC-4	220 - 240	1	2	0,75
AC-4	380 - 440	1	2	1,50
AC-23A	220 - 240	3	3	3,70
AC-23A	380 - 440	3	3	7,50
AC-23A	500 - 500	3	3	7,50

Rated operational power				
Utilization category	Voltage (V)	No. of phases	No. of poles	Power (kW)
AC-23A	660 - 690	3	3	7,50
AC-23A	110 - 120	1	2	0,75
AC-23A	220 - 240	1	2	2,50
AC-23A	380 - 440	1	2	3,70
AC-23A	500 - 500	1	2	4
AC-23A	660 - 690	1	2	4

Max. Fuse rating IEC		
Fuse characteristic	No. of Fuses	Current (A)
gG	1	25

UL60947-4-1, UL508

Rated insulation voltage Ui		
Voltage (V)	AC / DC	
600	AC	

Rated thermal current			
Current (A)	Ambient temperature (°C)	Additional Text	
20	0 - 40	-	

CSA

Rated insulation voltage Ui		
Voltage (V)	AC / DC	
600	AC	

Rated thermal current			
Current (A)	Ambient temperature (°C)	Additional Text	
20	0 - 40	-	


GENERAL TECHNICAL INFORMATION

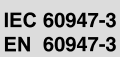
Tightening torque of screws		
tightening torque (Nm)	tightening torque (lb-in)	
1	8,80	

Rated short-time withstand current Icw		
Time (s)	Current (A)	
1	200	


Approbations	
Specification	Marking

EAC 

CE marking 

UK Directives
IEC 60947-3; EN 60947-3; VDE 0660 Teil107 

UL 60947-4-1; CSA C22.2 No. 60947-4-1 

CSA C.22.2 No.14 

GB/T14048.3 

Power loss per pole	
Power (W)	
1,40	

Conditions during transport and storing			
Minimum temperature (°C)	Maximum temperature (°C)	additional requirements	
-40	85	In case of temperatures below -5°C no shock load permissible	

Shock / Vibration	
Type of oscillation	Values
Resistance to shock	min. 5g, 30ms
Resistance to vibration	IEC 61373 (1999) Category 1, Class B

General Information

Text

- Terminals with factory fitted jumper links are tightened during production for loss prevention. When opening the terminal clamps, make sure that no factory fitted links get lost and that all wire connections are properly seated.
- After wiring, ALL terminal screws must be tightened to the specified torque values.
- The protection class of the selected mounting type may vary if optional extras are used.
- Use only isolated ringtype cable lugs or forked cable lugs.
- Do not lubricate or treat contacts.
- Switches may only be mounted, connected and set into operation by qualified persons according to the accepted rules of technology.
- After installation of the switches the spacings between the terminals must be sufficient to fulfill the requirement of the applicable standards.

Operating temperature

Min. Temperature [°C]

Max. Temperature [°C]

-25

60

Dimensions ring cable lug

A(mm)

8,80 mm